


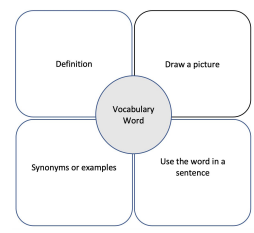
WEEK 2
APRIL 6 - APRIL 10
9:30-11:00 A.M.

PBS Arkansas Shows and Times

SciGirls	SciGirls showcases bright, curious, real tween girls putting science, technology, engineering and math (STEM) to work in their everyday lives.
Cyberchase	Cyberchase is an ongoing action-adventure children’s television series focused on teaching basic STEM concepts.
Exploring Arkansas	Exploring Arkansas highlights all the best of what the Arkansas outdoors has to offer.
Ancient Skies	Discover how centuries of knowledge, experimentation and engineering helped our ancestors understand the mysteries of space.
Odd Squad	The show focuses on two young agents, Olive and Otto, who are part of the Odd Squad, an agency whose mission is to save the day whenever something unusual happens in their town.
Play Vocabulary BINGO throughout the week: As you watch PBS shows look and listen for keywords on the tv. When you get 4 words across, down or diagonal, you have a BINGO.	

Literacy Corner
 Choose at least 4-6 literacy learning opportunities to practice your reading, writing and communication skills.
 Don't forget to grab a good book and read daily.

- **Vocabulary Graphic Organizer:** Pick 3 words from the BINGO card and make a vocabulary organizer for each of your words (Define, Draw, Synonym, & Use in a sentence).
- **Write a Story:** In *Exploring Arkansas*, Chuck goes to Sandstone Castles where Ozark bluff dwellers lived and several caves where people lived long ago. Write a story about what you think life was like living in a cave many years ago.



- **Presentation:** Time for your child to be the expert! Let him or her make a presentation using facts and pictures about something learned this week. This can be done on paper, poster, or computer. Present for family or friends at home or by video chat.
- **Follow a Recipe:** *SciGirls* experimented with different ways to make peach cobbler. Create a meal plan for your family this week. What will you have for lunch and dinner each day. READ through different recipes, and plan together.
- **Write a Summary** of your favorite show this week. Remember to include the main idea and supporting details. Be sure to add a picture.

- **Create a Comic Strip:** Draw your own cartoon character like Digit, Inez, Jackie, and Matt in *Cyberchase*. Create a short comic strip to share with your family.
- **Read Articles:** Read the articles about trash and recycling and answer the questions.
- **FREE Choice-** Ask your child about his or her interests? Let them choose something to read, write or learn more about today.

Math Mania:

Choose 3 to 4 math learning opportunities to build and reinforce your math skills.

- **Khan Academy:** If you have internet access, it is recommended that your child utilize the Khan Academy modules with built-in instruction to support math learning at least 3 days a week. Select your grade level or type in the web address and select the GET STARTED button. (Counts as one each day) If needed students may select a different grade, regardless of age.

2nd grade math <https://www.khanacademy.org/math/cc-2nd-grade-math>

3rd grade math <https://www.khanacademy.org/math/cc-third-grade-math>

4th grade math <https://www.khanacademy.org/math/cc-fourth-grade-math>

5th grade math <https://www.khanacademy.org/math/cc-fifth-grade-math>

6th grade math <https://www.khanacademy.org/math/cc-sixth-grade-math>

- **Tessellations:** Tessellations are found EVERYWHERE! Tessellations are connected patterns made of repeating shapes that cover a plane (a 2-D, flat surface that is infinite) completely without overlapping or leaving any holes. Look around your home or outside to find tessellations.

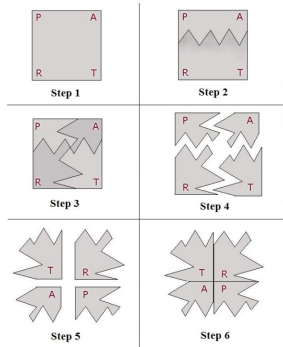


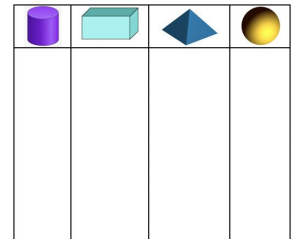
Image: <http://mathengaged.org/resources/activities/art-projects/tessellations/>

1) Cut out a rectangle out of an index card or cardboard.

2) Draw a line from one side to the opposite side. Make it as simple or as complicated as you wish.

3) Cut along the line you drew, interchange the pieces, and tape them together.

4) Draw another line on the resulting figure in a perpendicular direction to the first line. 5) Cut along the line you just drew, interchange the pieces, and tape them together. The resulting shape will tessellate the plane.



- **Geometry:** Look around your house and see if you can find the following 3D shapes - cylinder, sphere, rectangular prism, pyramid. What are the characteristics of each shape? Which ones were easy to find? Hard? Make a chart and draw the items you found.



Symmetry: Symmetry exists all around us. Symmetry is when a shape looks identical to its original shape after a flip, slide, or turn. A line of symmetry divides an object into equal halves that are reflections (mirror images). Search around your home or outside for 5 items that have symmetry. Draw and label your items. Talk to a family member about why you chose your items.

- **Probability** - In *Cyberchase: R-Fair City* there were examples of determining the probability of winning games. What is the probability of you winning Rock-Paper-Scissors? Play the game 25 times with a family member and keep track of whether rock, paper, or scissors won. Is there a strategy for winning? Explain your reasoning.
- **Numeracy:** Ask a family member to play with you. Each player draws 5 cards and tries to make a fraction that is "closest to $\frac{1}{2}$ ". Whoever has a fraction that is closest to $\frac{1}{2}$ wins that round. Use a number line to show how you knew who won. Draw two more cards from the deck. Keep playing until you run out of cards.

THINK like a Scientist!

Choose at least 2 -3 science learning opportunities for the week.


- **Communication:** Honey bees use odor and the waggle dance to communicate with other bees. Create a new way to communicate with your family that does not require speaking. Describe it in your notebook and practice it with your family.
- **Explaining Animal Homes:** Animals live in all kinds of homes. Go outside and find 5 different animals and draw a picture of their homes. Explain how you think they built them. Examples are ant hills and bird nests.
- **Recycling:** Find a container to recycle, add some dirt, and put a plant or seed in it. Keep it watered and watch it grow!
- **Creating a Song or Cheer:** Make up a song or a cheer about recycling. Use a familiar melody like the "Happy Birthday" song and change the words.
- **Structure and Function:** The *SciGirls* studied how different shapes are put together and what they do. We call this structure and function. They observed the structure and function of the body of the horse. Go outside and make observations of examples of structure and function you see in nature.



of

FUN ZONE

- ★ **Get active-** dance, do exercises, create an obstacle course
- ★ **Perform-** Dress up and perform. Act out your favorite story or one you wrote this week
- ★ **Play** a family game (Uno, Heads Up, Battleship, Guess Who, etc...)
- ★ **Make a masterpiece** - use art chalk, paint, crayons, etc.
- ★ Check out the PBS kids for specific games and additional learning opportunities for each show. <https://pbskids.org>



Arkansas AMI Learning Guides Packet for Grades 3-5
Vocabulary BINGO
Week of March 30 through April 3, 2020

Directions:

As you watch PBS shows this week, look for keywords on the tv. If you see a word on the BINGO Card, put a BINGO chip (money coin, fruit loop) or color the square. When you get 4 words across, down or diagonal, you have a BINGO. YOU WIN!

Bonus Activity: Touch a word and ask a parent, brother or sister to share what they know about the meaning of the word. You can do this as many times as you like to learn more about words.

Vocabulary BINGO

Pteranodon	Snorkeling	Analyze	Equine
Line Graph	Compost	Survey	Pollinate
Petroglyphs	Stalling	Homestead	Orbit
Elipse	Persevering	Nutritious	Subterranean

Too Much Trash! (Paired Text from ReadWorks)

Less Mess

More people are recycling.

What do bottles, cans, paper, and tires have in common? They all end up as garbage. In the late 2000s and early 2010s, each American threw away about 4½ pounds of trash every day. That adds up to more than 1,600 pounds per person in one year!

Most of our trash ends up in landfills. Those are places where people dump trash. The rest of the trash gets recycled. When something is recycled, it is made into something new.



Erlanson/Getty Images

Recycling Trash

Some people sort their trash to see what can be recycled. Those items often include paper, glass, and certain plastics. Some towns also recycle tires and batteries. Taking items to recycling centers reduces the trash in landfills.



Buying Recycled Products



Carrin Ackerman/Weekly Reader

This fleece, by Patagonia, is made from recycled plastic bottles.

Many products are made from recycled materials. Clothes and bags can be made from recycled plastic bottles. Recycled plastic can also be made into lumber. Lumber is used for building things.

Making Compost Piles



SuperStock; Trash: iStockphoto

Plant and food scraps can be put into compost piles.

Food scraps usually end up in the trash. But some people put the scraps into compost piles. Those are mixtures of plant and food scraps. Worms and bugs help break down the scraps. That turns into soil, which helps plants grow.

Copyright © 2009 Weekly Reader Corporation. All rights reserved. Used by permission.

Weekly Reader is a registered trademark of Weekly Reader Corporation.

Trash and Recycling Questions

Use the article "Too Much Trash!" to answer questions 1 to 2.

1. What is the goal of the “zero waste” plan?

2. What are three ways that the zero waste plan is being put into action?

Use the article "A Ton of Trash" to answer questions 3 to 4.

3. Why is more and more garbage going to waste-to-energy plants in many states?

4. One benefit of recycling is that it means less garbage ends up in landfills or waste-to-energy plants. What is another benefit of recycling, according to this text?

Use the articles "A Ton of Trash" and "Too Much Trash!" to answer questions 5 to 6.

5. “Too Much Trash!” mentions that many people are working to solve the trash problem. Based on both texts, describe the trash problem that people today face.

6. Is recycling, reusing, and composting trash good for the Earth? Use evidence from both texts to support your answer.

WEEKLY SCHEDULE

	Example	Monday	Tuesday	Wednesday	Thursday	Friday
8:00 am		Ready, Set, Go! Wake up, eat breakfast, and get dressed for the day!				
9:00 am						
9:30 am		Watch Grades 3-5 Arkansas PBS 9:30-11:00 each day				
11:00	Literacy					
12:00 pm	Lunch					
1:00 pm	Play					
2:00 pm						
3:00 pm						
4:00 pm	Math					
5:00 pm	Fun Zone					
6:00 pm						
7:00 pm		Great time to start getting ready for bed. Once you're ready, it's a great time to snuggle with a book.				
8:00 pm						

Schedule Your Week: Literacy (3-5 times), Math (2-4 times), Science (2-3 times), breaks, time to play outside, lunch, snack, family time, presentations, fun zone, quiet time, dinner, etc.